

BADMINTON AUSTRALIA ANNUAL REPORT

2022/2023



Let's Play!



A green swoosh graphic that curves upwards and to the right, positioned to the left of the word "CONTENTS".

CONTENTS

Vision, Mission & Values	5
Message From The President	8
State & Territory Members	11
Honour Board	12
BA Staff & Board of Directors	13
Message From The CEO	14
Mega Trends	15
Key Achievements	17
Commitees	18
Finance Report	19
High Performance – The Falcons	22
Para Badminton	26
Participation	28
Events	30
Technical Officials	31
Digital	35
Audited Financial Reports	38



Let's Play!



Vision

A sport for life for anyone, anywhere, anytime



Mission

With our partners promote participation in badminton as an inclusive sport for life and encourage the growth of badminton athletes, coaches and officials across Australia.



Values

Real Collaboration

Achieving as a Team

Leadership drives us

Lots of Fun

Yes to Inclusion







Message From The President

Andrew Greenway

Dear Members and Key Stakeholders,

It is my pleasure to present the Badminton Australia Annual Report for 2023. It is wonderful to be able to reflect on a year which has seen significant growth across our sport. We enter an exciting period as we start to gather momentum towards another Olympic Games and ultimately towards Brisbane 2032.

Badminton across the country is flourishing. Recent data released from the Australian Government shows more than 400,000 people participating in badminton activities. For many, badminton is the sport of choice for families. Participation rates in national and state-based competitions continue to improve, along with the playing standard and competition opportunities available to players. The hard work and investments by each of our states and territories over the past few years, is now starting to show a return on those investments.

We are currently in an Olympic qualification period, with many of our Falcon's and Para-Falcon players travelling to gain vital qualification points for Paris 2024. It's really exciting to report that both our able bodied and para-badminton players are exceeding expectations and putting in some brilliant performances against quality international competition. It's a gruelling 12-month period, but I know the whole badminton community is behind them and supporting them.

I'd also like to acknowledge the work of our coaches, Leanne, Vountus, Ian and most recently Brent for the planning and expertise they provide to our athletes. I'd like to acknowledge our staff who have worked tirelessly over the past 12 months to deliver on our strategic and operational priorities. We have seen some changes in our staffing over the past year, but it's also pleasing that the skills and abilities they have developed with their time at Badminton Australia are highly valued by other organisations.

To Jamie, Ashley, Renuga, Claire, Grant and Djoeke, we thank you for all your hard work during your time with Badminton Australia. I'm also pleased to be able to welcome our new team, led by TJ, who continue to deliver the organisations activities. It's been wonderful to see the injection of this new skill set into the organisation.

We are also fortunate to be able to bring on 3 new board members who bring significant business and commercial experience to our board. A warm welcome to Kaitlin, Paul and Aditi. We look forward to leveraging your skills and expertise to drive our strategic agenda. I'd also like to thank Geraldine, Julie and Rayoni for their ongoing time, commitment and expertise. The skills, experience and diverse knowledge they all bring to the table, along with their unwavering passion for the sport continue to ensure that strong robust discussions lead to positive outcomes for our sport.

The strong support we receive from Sport Australia, Australian Olympic Committee and Commonwealth Games Australia, has been extremely important in delivering on Badminton Australia's key activities. Our friends at Badminton Oceania and BWF have also provided vital support so that we can offer high quality international events locally here in Australia. The return of the Australian Badminton Open in 2022 and 2023 has been outstanding. Our partners at ABL have done an outstanding job in delivering the event on our behalf. Sell-out crowds for the finals days created some lasting memories for everyone involved. We're fortunate that the event can continue through until 2026 in its current Super 500 level tournament.

Finally, I'd like to offer a big thanks to our member states and territories, partner organisations and sponsors. It's extremely important to me that we continue to work together so that the sport we love continues on the upward growth trajectory and that we continue on this journey of working together to grow the sport we love.



Let's Play!





**GREEN
GOLD
GREAT**

Australia's success at the Commonwealth Games is built upon our ability to plan, invest and deliver.

That's why Commonwealth Games Australia is committing \$13 million to **Green2Gold2Great**.


AUSTRALIA

Green2Gold2Great is an investment program that supports athletes and their sports in the race for medal winning outcomes at the Commonwealth Games.

It combines direct athlete support and performance initiative investment to make our target of a finish atop the medal tally a reality.

We're proud to partner with Badminton Australia, creating opportunities for athlete success on the global stage.





STATE & TERRITORY MEMBERS

ACT

President: Olaf Schuermann
Board: Alan Kisbee, Raymond Kan, Brideen Allen, Sheehan Lim & Indu Sealey

NSW

President: Vincent Ng
Board: Michael Chen, Murray Gooch, Toby Wong, Victoria Wang, Catherine Tjoa, Wilson Kwok, Dr Athin Sujeer & Carolyn Toh

NT

President: Fiona Dunbar-Smith
Board: Lyn Ansell, Karel Sykora, Russell Williams, Alex Cao, Sam Senaratne, Josh Huynh, Chin Liew, Rodney Pearce & John Stark

QLD

President: Christine Luck
Secretary: Tristan Clow
Treasurer: Bob Braid

SA

President: Simon Oaten
Board: Helen Bethell, Eliza Le Mire, Joseph Campbell, Andrew Wong, Chloe Chong, Simon Watkins & Julie Bridge
Staff: Vivian lee

TAS

President: Brent Munday
Board: Robert Brockman, Paul Brettell, Debby McGinniss, Leesa Grundy, Mark Steczkowitz, David Turner, Karen Arnold & Gillian Turner

VIC

President: Rochelle Liyanage
Board: Peejade Cheng, Bhavi Desai, Gillian Patmore, Pierce Lucas, Cynthia Tam (appointed) & Paul Reining (appointed, ceased 07/23).
Staff: Tjitte Weistra (ceased 05/23) Clint Proctor (from 05/23), Nick Pettitt, Olivia Na (ceased 01/23), Varshana Swamy Kumar (from 02/23) & Ross Smith

WA

President: Mark Cunningham
Board: Dr. Judith Cousins (VP), Christine Ferguson, Kim Rodgers, Lily Buttrose, Lisa Chapman
Staff: Ghaz Ramli, Sam Jones & Ryan Lin



HONOUR BOARD

Australian Badminton Association

Founded 13 August 1935 in Melbourne, Victoria

Year Joined

1935	South Australia Tasmania Victoria
1936	Western Australia
1937	New South Wales
1950	Queensland Australian Capital Territory Northern Territory

Badminton Australia Limited

A Public Company Limited by Guarantee with a Registered Office in Victoria since 13 February 2017.

Affiliations and Membership

1936	Became 11th member of the International Badminton Federation
1987	Founder member with New Zealand of Oceania Badminton Confederation

Affiliated to Australian Olympic Committee, Commonwealth Games Australia and Paralympics Australia

Life Members

Don Stockins OAM CitWA
Cedric A Baxter OAM
Rob Fyfe OAM
Robin Bryant
Hon Roy Ward OAM (dec'd)
Ralph W Ede Clendinnen (dec'd)

Presidents

1935	Ralph W Ede Clendinnen (VIC)
1937	William L Spinkston (SA)
1938	H R Fisher (TAS)
1939	William L Spinkston (SA)
1940 – 1946	Play suspended World War II
1947	W Alfred Lennard (VIC)
1948	Canon M James Mays (TAS)
1949	Rev Ernest E Bryant (WA)
1950	William L Spinkston (SA)
1951	W Alfred Lennard (VIC)

1952	William A Burke (TAS)
1953	Keith Baker (WA)
1954	W Raymond Weisheit (VIC)
1955	E N Alexander (NSW)
1956	William A Burke (TAS)
1966	Alan M Cowburn (NSW)
1967	Douglas G Chapman (QLD)
1968	Barry Seidel (TAS)
1969	George M Taylor (TAS)
1970	Robert J Cadd (SA)
1971	Cedric A Baxter (WA)
1972	John TW Little (VIC)
1973	R T Pasco (NSW)
1974	Douglas G Chapman (QLD)
1975	Harry Thompson (TAS)
1976	Lindsay W Gordon (SA)
1977	Cedric A Baxter (WA)
1978	Hon H Roy Ward MLC, JP (VIC)
1979	Roy J Hurn (NSW)
1980	Ronald A Whittle (TAS)
1981	Sidney Grimwade (QLD)
1982	Barbara O'Brien (SA)
1983	Don Stockins (WA)
1983	Hon H Roy Ward OAM, FIBA, IOM, JP (VIC)
1996	G Robin Bryant (ACT)
2008	Geraldine Brown OAM (TAS)
2019	Andrew Greenway (QLD)

Secretaries

1935	Harold B Wray (VIC)
1938	H Roy Brady (VIC)
1959	W Robert Hindson (VIC)
1968	Robert O Fyfe (VIC)
1979	Cedric A Baxter (WA)

Executive Directors/Chief Executives

1991	J Dennis Morgan OAM
1997	Julia Phillips
2001	Bill Storey Smith
2003	Mark Drehlich
2003	Stuart Borrie
2007	Damian Kelly
2008	Paul Brettell
2018	Andrew Greenway (Acting)
2018	Derek O'Leary
2019	Peter Roberts (Acting)
2020	Jamie Parsons
2023	Tjitte Weistra

BADMINTON AUSTRALIA STAFF

Chief Executive Officer

Jamie Parsons (ceased 02/23)
Clare Walker (acting 01/02–05/23)
Tjitte Weistra (from 05/23)

National Participation & Shuttle Smash Manager

Clare Walker

Event & Communications Manager

Anthony Pinda

Pathways Performance Manager

Ashley Naumann (ceased 01/23)

Finance Coordinator

Anita Barbuto

National Head Coach

Leanne Choo

National Assistant Head Coach

Vountus Indra Mawan Saniru

National Development Manager

Renuga Veeran

National Para Head Coach

Ian Bridge

National Para Badminton Coordinator

Grant Manzoney (ceased 06/23)

Participation Coordinator

Claire Firth (ceased 06/23)

HP Office & Finance Admin.

Djoeke Hoedemaker (ceased 12/22)
Kurt Andrew (from 05/23)

Events Coordinator

Peter Roberts

BOARD OF DIRECTORS

President:

Andrew Greenway

Board

Julie McDonald
Geraldine Brown
Sophia Varelas (ceased 07/23)
Rayoni Nelson
Paul Reining (appointed 08/23)
Adithi Biswas (appointed 08/23)
Kaitlin Mason (appointed 08/23)



Message From the CEO

Tjitte "TJ" Weistra



It's an absolute pleasure to present the 2023 Annual Report to our States & Territories. The first six months of working with the wider badminton community have been a privilege and I am grateful for the way everyone has been open and willing to share their feedback with me. The passion and enthusiasm amongst all those involved is encouraging and provides a great platform to embrace the opportunities and challenges that lie ahead of us. I'm confident that together, we can continue to grow our sport as we are building further momentum with key stakeholders.

There were some significant staff changes throughout the 2022/2023 financial year, but I am convinced that we have a fantastic team of staff working extremely hard and I could not be prouder of their commitment, dedication, and achievements.

As CEO, I am supported by a dedicated Board of Directors who have a strong and diverse skillset. The members of the Board are equally passionate about the success of Badminton Australia and badminton in Australia, from grassroots through to high-performance. To the full board, thank you for your trust and support.

Over the past few years and since Covid19, some significant changes to our National Carnivals were piloted and these are all being put under the microscope in preparation for the 2024 calendar year to ensure that these events, which carry so much history, are delivered in a way which is meaningful and creates the right opportunity for our S/T's and players to participate.

The sporting industry landscape has changed significantly over the past decade with Covid19 accelerating some key trends even further. The Mega Trends report released by the Australian Sports Commission provides a great overview of the challenges and opportunities that the sporting industry faces and those sports that are able to embrace and capitalise on those trends, will have a significant advantage over other sports in the coming decade. I strongly believe that badminton is in a unique position to go from strength to strength and together, we need to ensure that we don't miss that opportunity. The Member Forum held in August was a great way to start a conversation about the future of our sport and we will continue those discussions in the new year.

From a High-Performance perspective, all eyes are on Paris 2024 for both Able Bodies and Para. I am convinced that Australia will be well and proudly represented by those that end up qualifying. It will be an amazing event with a games like never before especially after the restrictions which were in place in Tokyo. We are all 100% behind our Falcons and we are doing what we can to support players to successfully qualify. This will hopefully wipe out some of the huge disappointment we all felt when the Commonwealth Games 2026 were cancelled by the Victorian State Government. We of course hope that the CWG2026 will go ahead somewhere in Australia, and we are supporting the Commonwealth Games Association where we can and are hoping for a positive outcome.

I would like to acknowledge the incredible support we receive from Yonex, the Australian Sports Commission, the Australian Institute of Sport, The Australian Olympic Committee, Paralympics Australia and the Commonwealth Games Association. Without their investment and support, we would not be able to support our players, coaches and entire participation and performance pathways.

To the many officials and volunteers across the country, thank you very much for your continued support and enthusiasm. You truly are the backbone of the sport, and we couldn't be more grateful for ensuring that our events and activities happen across the country.

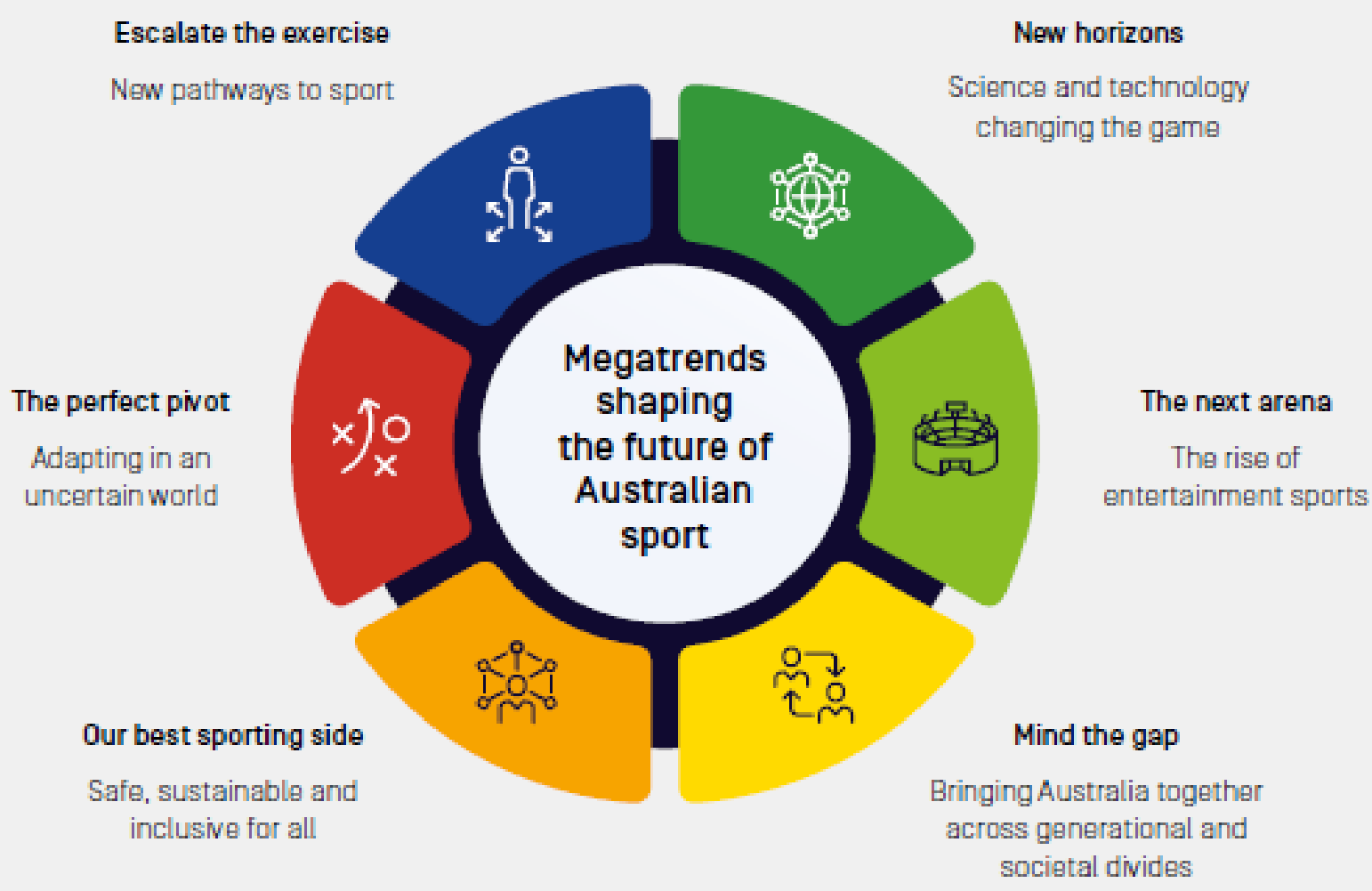


Megatrends shaping the sport sector over coming decades



Australian Government
Australian Sports Commission

Second report
December 2022





Key Achievements



Participants

276,352 Players

35,708 Sporting Schools
& School Competitions

283 Coaches

278 Officials

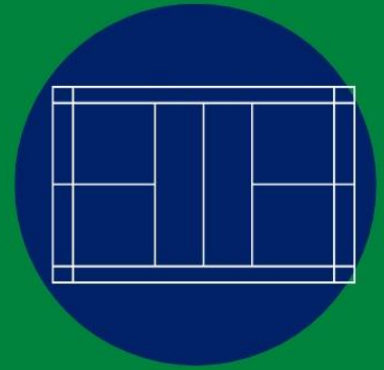


Clubs, Members and Players

316 Clubs/Associations

28,451 Clubs, Members & Players

4,021 Additional Active Players



Digital Reach

80,387 Website Users

17,224 Newsletter Subscribers

306,956 Facebook Impressions

313,247 Instagram Impressions

9,382 LinkedIn Followers

76,600 Views on YouTube





COMMITTEES

Governance Committee

Rayoni Nelson (Chair)
Andrew Greenway
Luke van Kempen (External)
Jamie Parsons (ceased 02/23)
TJ Weistra (Staff, from 05/23)
Paul Reining (from 08/23)

National Selectors

Ashley Naumann (ceased 01/23)
Stuart Brehaut (ceased 08/22)
Ken Hoppen (ceased 03/23)
Andrew Surman (ceased 03/23)
Renuga Veeran (ceased 08/23)
Ben Walklate
Leanne Choo (from 12/22)
Vountus Saniru (from 02/23)
Alice Wu (from 07/23)
Robin Middleton (Independent Chair,
from 07/23)

BATOC

Sandra David (Chair)
Peter Cocker
Tristan Clow
Kelly Hoare
Robert Brockman

Finance and Risk Committee (FAR)

Julie McDonald (Chair)
Andrew Greenway
Geraldine Brown
Michael Franks (External)
Jamie Parsons (Staff, ceased 02/23)
TJ Weistra (Staff, from 05/23)
Adithi Biswas (from 08/23)
Anita Barbuto (Staff)

HP Strategy Committee

Andrew Greenway (Chair) Geraldine
Brown
Julie McDonald
Jamie Parsons (Staff, ceased 02/23)
Ashley Naumann (Staff, ceased 01/23)

Para Working Group

Rod Rantall Melinda Gunson
Duke Trench-Thiedeman Kay Coady
Geraldine Brown
Jamie Parsons (Staff, ceased 02/23)
Ian Bridge (National Para Coach)

FINANCE REPORT

Julie McDonald & Anita Barbuto

Badminton Australia's (BA's) financial result for the 2022/23 year was a surplus of \$185,513, which was due to:

- Grant funding received for purchasing of assets being court mats and shuttle machines
- Purchase of equipment classified as inventory during the financial year for new participants to the Shuttle Smash program
- Operational budget control which enabled the retention of Sporting Schools net income.
- Overall BA events operated in surplus.

This was the first 'business as usual' financial year post the pandemic, which saw elevated activity, for which:

- BA was able to run five events (National and International), including the Australian Badminton Open which experienced sell-out crowds.
- International travel substantially increased for High Performance and Para-badminton, where players attended the Commonwealth Games, World Junior Championships, Para Badminton World Championships, and many other international tournaments/events.
- BA board approved the use of reserves amounting to \$50K in total, to provide financial support to Para-Badminton given the increased Para activity and travel to events.
- Players commenced in the second half of the year to travel and gain tournament experience and points in preparation for the Paris Olympics.

Looking ahead, BA will continue to invest in the High Performance and Participation strategies with the financial support of the Australian Sports Commission, Australian Olympic Commission, Commonwealth Games Australia, Paralympics, BWF and Badminton Oceania.

The budget for 2023/24 is expected to make an overall statutory loss of \$60.7k, which includes \$29.5k funded from BA reserves for Para High Performance and the remaining loss associated with depreciation from the prior year's capital purchases and supply of Shuttle Smash stock. All operational and funded areas have been budgeted to break-even.

Asset purchases were funded by the National Sports Organisation Small Infrastructure funding. The funding was taken to revenue at the time of purchase and the expense to the Balance sheet to be depreciated over the estimated useful life of the assets (a net result of zero over time).

Shuttle Smash branded equipment was funded by the Shuttle Smash Program funding. The funding was taken to income in the year of purchase and the expense to the Balance Sheet as Inventory to be granted to new providers, trials, etc in future periods (a net result of zero over time).

ii Asset purchases were funded by the National Sports Organisation Small Infrastructure funding. The funding was taken to revenue at the time of purchase and the expense to the Balance sheet to be depreciated over the estimated useful life of the assets (a net result of zero over time).

ii Shuttle Smash branded equipment was funded by the Shuttle Smash Program funding. The funding was taken to income in the year of purchase and the expense to the Balance Sheet as Inventory to be granted to new providers, trials, etc in future periods (a net result of zero over time).





CHASE 

LOM... NE



BADMINTON
PHOTO
ERIKA SAWAUCHI



High Performance

BADMINTON
PHOTO
ERIKA SAWAUCHI



Leanne Choo
National Head Coach



High Performance - The Falcons

Senior Falcons

It's been a big year of setting up the high-performance program and I am so proud of Badminton Australia's staff, coaches and athletes. We have successfully implemented a daily training environment in Melbourne with 2 full-time coaches, access to the Victorian Institute of Sport and have had brilliant international competition success.

Australia's major performance achievements were highlighted by:

- Oceania Team Championship Winners and qualified for Sudirman Cup
- 4 Gold Medals at Oceania Championships - Tiffany Ho (Women's Singles), Setyana Mapasa/Sylvinna Kurniawan (Women's Doubles), Kenneth Choo/Gronya Somerville (Mixed Doubles), Kenneth Choo/Rayne Wang (Men's Doubles).
- Sudirman Cup Team qualification (Tiffany Ho, Gronya Somerville, Kaitlyn Ea, Angela Yu, Sydney Go, Nathan Tang, Rayne Wang, Kenneth Choo, Ricky Tang, Jack Yu).

Sudirman Cup

The Australian team was selected with a performance focus for the tournament as well as development. For 9 out of the 10 players, it was their debut at the Sudirman Cup. The team endured a very tough tournament competing with the world's best teams. Everyone in the team performed above expectation and Gronya and Kenneth managed to secure an emphatic win against India. Whilst the results did not equate to wins for the team, it was crucial for the players to experience and identify where the performance gaps lie in their game and which areas need to improve for future international success.

International competition

One of the high-performance priority key strategic areas is to increase the number of players competing at international tournaments. The number of players competing in international tournaments has doubled and players are competing in three times the number of tournaments compared to previous years. Our athletes continue to qualify and prepare for the 2024 Paris Olympic Games. The performances of our athletes at recent tournaments and events indicate that Australia should be well represented in Paris.



International competition performances and results to highlight:

- Gold Medal at Dutch International Series – Gronya Somerville/Kenneth Choo
- Gold Medal at Mongolia International Challenge – Gronya Somerville/Kenneth Choo
- Silver Medal at Mongolia International Challenge – Angela Yu/Setyana Mapasa
- Bronze Medal at Dutch International Series – Angela Yu/Tiffany Ho
- Bronze Medal at Saipan International Challenge – Angela Yu/Setyana Mapasa

We reviewed the AIS Athlete Categorized Framework which aligns with the What It Takes To Win (WITTW) model to ensure world class standards and benchmarks are adhered to.

We are immensely proud of our high-performance program and achievements over this past year, and I could not be more excited for badminton in Australia and the opportunities that will come our way.

Junior Falcons

The National Development Camps gave a great opportunity for the junior falcons and coaches to come together and focus on player development. A total of three national camps were conducted.

Tournament Highlights

- Oceania Championship 2023: Australia beat New Zealand and won 4 out of the 5 Individual events which was a great results for the players.
- National events successfully contributed to the selection of the Junior Falcons.
- BWF WJC in Spain with Australia finishing 19th in the team event.

State Camps

State development camps were successfully conducted in NT, TAS and SA.

Individual Performance Plans

Significant work went into the AIS AMS platform for players and coaches so it's more user friendly and beneficial in recording the progress of players to help coaches with training and schedules. The IPP is being conducted for all players in the Junior Falcons squad every 4 months which can also be used during reselections for future events and teams.

Let's Play!



A High Performance System for Success



High Performance Pathway

Foundation & Junior Club Programs

National State Camps

State Development Squads

National Development Program

National Senior Program

Olympic Games Squad

Paralympics Australia

Paralympics Squad

Commonwealth Games Squad

Performance Pathway Partners (PPP) – clubs, associations, schools, states/territories

+ Daily Training Environment + Athlete Development Plan + Coach Professional Development

Coach and Official Pathway

+ Qualifications + National Curriculum + Education Courses + Professional Development

Competitions Pathway

+ Local + State + National + International

Foundation Programs → **Demonstration of Potential** → **Developing + Emerging** → **International** → **Podium Potential + Ready** → **Podium**



Let's Play!



Para Badminton

Clare Walker



The 2022–2023 year marked significant progress for Australian Para Badminton, coinciding with the start of the 2024 Paralympics qualification period. This period was instrumental in shaping the trajectory of our athletes and the sport itself.

Financial Support and Strategic Development

Badminton Australia secured vital funding from the Australian Institute of Sport (AIS) for the Badminton Australia Para Performance Pathway program. This funding facilitated tailored strategies, encompassing Individual Athlete Performance Plans, player development camps, athlete event and tournament subsidies, and will contribute to the preparation of the 2024/28 Performance Pathway strategy for the LA2028 cycle. The financial backing also enabled the development of an official categorization policy in collaboration with AIS, ushering in opportunities for high performing athletes to receive dAIS funding. This policy, coupled with an updated selection policy aligned with the new National Sports Tribunal (NST) selection framework, will be unveiled in the second quarter of the 2023/24 year, paving the way for the 2024 season.

International Participation and Achievements

The year witnessed spirited participation from Australian Para Badminton players on the global stage. Notable events included the VICTOR Oceania Para Badminton Championships in July 2022, the Thailand Para Badminton International in August, the HULIC DAIHATSU BWF Para Badminton World Championships in November, and several other international tournaments in 2023. Australian athletes showcased their skills, with commendable performances by many of our National Para Falcons.

Developments and Inclusivity Initiatives

In tandem with international competitions, Badminton Australia spearheaded initiatives to bolster Para Badminton participation. The introduction of the Shuttle Smash program catered to young enthusiasts aged 5–12, fostering inclusivity and accessibility. Collaborations with partner organizations, including Disability Sports Australia and Variety Australia, enabled the integration of Shuttle Smash into Activate Inclusion Sports Days, a multisport participation opportunity for children with disabilities. Moreover, state organizations embraced all-ability and disability inclusion programs, demonstrating our commitment to making Para Badminton accessible to all.

Appreciation and Future Prospects

As we venture into the new year, our focus remains steadfast on strategic priorities aligned with performance and participation funding. We express our heartfelt gratitude to the dedicated individuals nationwide who support the Para Badminton program. Your contributions, no matter how big or small, significantly impact our endeavour and are profoundly valued.

Australian Para Badminton stands poised at the threshold of exciting opportunities and challenges. With unwavering determination, collaborative partnerships, and the support of our community, we are confident in achieving new milestones and elevating Para Badminton to greater heights in the years to come.

Thank you for your continued support!



EXIT



Photo Credit:
Badminton Photo
Craig Burgess

Participation

Clare Walker



I am pleased to present the Badminton Australia Annual Report for 2022/23, focusing on our steadfast commitment to promoting active participation and fostering inclusivity for the sport of badminton.

Shuttle Smash Program

During 2022/2023, our attention was prominently focused on participation, building upon the groundwork laid in 2021/22 after securing a grant from the Australian Sports Commission. This funding facilitated the creation of an innovative entry-level participation product for badminton. Through the Shuttle Smash program, we developed a comprehensive range of resources, empowering Shuttle Smash providers with the flexibility to deliver engaging sessions to individuals of all ages, anywhere, and at any time. Notably, our partnership with DMC Sport ensured the provision of branded equipment, fostering a consistent and recognizable experience for participants.

The program's launch at the Australian Badminton Open tournament garnered significant attention, with over twenty-six 5- to 12-year-olds, local clubs, organizations, and distinguished guests participating in a memorable session on centre court. Following this, a virtual launch attracted nearly 100 clubs and organizations, leading to over 60 registered Shuttle Smash providers nationwide. This achievement was further celebrated with a successful event at the Melbourne Sport and Aquatic Centre, where 115 children, 10 volunteer leaders, and our ambassadors, Nathan Tang and Gronya Somerville, enthusiastically engaged with the program. We mourn the loss of Sean Yap, a passionate Shuttle Smash leader and program supporter, whose contributions were both invaluable and memorable.

Sporting Schools Participation

Building on the surge in Shuttle Time participation observed in 2021/22, we maintained consistency with 34,951 participants in 2022/23. While the participation numbers remained stable, we are continually evaluating package options and equipment offerings to meet the evolving needs of schools and participants. Our focus in the upcoming year will intensify on expanding our Shuttle Time workforce to further enhance our outreach capabilities.

Inclusion Initiatives

One of our pivotal achievements this year was the development of an inclusion policy, accomplished with the support of Pride in Sport. This collaboration, bolstered by our commitment to inclusivity, positions us as a leading force in promoting diverse sexuality and gender within sports. Additionally, our partnership with Disability Sport Australia resulted in the integration of badminton into their Activate Inclusion Sport Days, extending our reach to people with disabilities. Many states & territories, along with their clubs, run local inclusion activities and we applaud you for your continued efforts to allow more people to experience the sport.

Coach Education

Coach Education has dropped off slightly in the past 12 months, however four BWF Level 1 courses have been offered; two in Victoria with a total of 22 participants across both courses; one in New South Wales (20 participants) and one in South Australia (17 participants).

Shuttle Time education will be a focus for the 2023/24 year, with only one course running in Victoria during 2022/23 with 9 participants. Badminton Australia Foundation courses were facilitated by 4 states and territories with a total of 41 participants, whilst 270 enrolled in the online component with a 77% completion rate.

I would like to express my sincere appreciation to the dedicated Badminton Australia team, our esteemed partners, sponsors, and the entire badminton community for their unwavering support. Together, we continue to strive for an inclusive and vibrant badminton environment, nurturing a lifelong passion for the sport among Australians. With collective determination and innovative strategies, we are poised for even greater achievements in the coming year.







The 2022/23 Financial Year marked a full calendar of events after previous COVID-19 related cancellations during 2021/22. The full line-up of Open, age group championships and International BWF sanctioned events were held across three different states.

Across Badminton Australia's National Championship events there was high interest in overall participation. Across all National Carnivals with a total of:

- **861 players playing across all carnivals**
- **Over 2000 matches played**

In addition, Badminton Australia also hosted other BWF sanctioned events including the Sydney International (October 5-9), the YONEX Bendigo International (October 12-16) and the SATHIO Group Australian Open in Sydney (November 15-20). Other positive developments were the securing of these events on multi-year sponsorship contracts with State Governments and Local Councils.

My involvement with events during 2022/23 may be limited, but I have grasped a thorough insight into how they are delivered across multiple age groups and the requirements of hosting international BWF sanctioned tournaments. This experience has given me the opportunity to analyse Badminton Australia's involvement in these events and elements of the delivery which I aim to enhance in the future.

Event areas that I am excited to enhance include:

- Improved live streaming with the prospect of monetising the service.
- Increase in the number of non-match related activities at National Championships such as Shuttle Smash clinics, Falcons meet-and-greets, engagement with event sponsors and other family-friendly activities.
- Further opportunities for new and existing technical officials to advance their skills.
- Increase in spectatorship with the possibility of introducing entry fees.
- Providing internship opportunities for students to advance their skills with sport and event management.

Badminton Australia is in a strong position to host its own National Championship events with assistance from the Badminton Australia Technical Officials Committee, State & Territories and local hosts. Furthermore, Badminton Australia is developing a positive reputation within the global badminton community as an ideal host for international events due to the ongoing success of the Australian Badminton Open, Bendigo and Sydney International.

Last but certainly not least, a massive thank you to Michael Fariman and the team at Yonex for all their event sponsorship support. It truly does make a huge difference to our events, and we are extremely grateful for the partnership with Yonex.







BADMINTON Oceania





Technical Officials

Sandra David - BATOC Chair

Badminton Australian Technical Officials Committee (BATOC) Report

2022 – 2023 in Review

The year as proved very productive for Australian Court officials, now everything is getting back to normal, after 2 very quiet years. There were, so many opportunities for our officials to get further experience, with many major events held in the Oceania Region. This financial year saw many umpires and referees travelling to Oceania Championships in New Zealand, and 2 internationals held in Northern Marianas.

In 2022, BATOC ran “Umpire in training” courses at both the Under 15 and Under 17 Nationals. There have been many positives from this with not only 14 new umpires, now in the system, but it also provided States the option to fulfill their requirements of supplying an umpire for each team entered. Many of these new umpires came from States, where they do not have the qualified Officials to run such courses.

National Carnivals are a valuable source for the advancement of our Officials. Not only do these provide the opportunity to develop skills over consistent days but is a fantastic opportunity for officials from all states to work together and learn from each other. Promotes good teamwork.

The 2022 Under 17 National Carnival, saw Referee Eugene Glazman (WA) become a National Certificated Referee.

At 2023 Ede Clendinnen carnival, we saw the following Umpires become National Certificate Umpires.

- Casim Casim (Tas), Chaithanya Madhyastha (Vic), JD Aldo Auleebux (Vic), Paul Garvey (WA), and Sachin Vishwanath (WA)

BATOC also saw, Umpire, Ravi Nandan (Vic) successfully assessed to Oceania Accredited level, Umpires Cynthia Tam (Vic) and Joshua Ho (NSW) and Referee Sandra David (Vic) assessed at Oceania Certificated Level.

Badminton Australia continues to be well represented on the BWF Circuit, with David Turner (Tas) being added to the BWF Umpire Assessment/Appraiser Panel.

- Chair of BWF Referee assessor/appraiser Jane Wheatley
- BWF Umpire Assessor/Appraisers Greg Vellicott (WA) , David Turner(TAS) and Kelly Hoare (WA)
- BWF Technical Officials Commission member Peter Cocker.

The number of Australian BWF Umpires, has decreased to 1 due to the retirement of Kelly Hoare, but the future is looking good as we have two Umpires on BWF pathways, with the view of reaching the highest level, in the upcoming years. I would like to take this chance to thank Kelly, who represented Australia for many years as a BWF Umpire, with appointments at all major events over her career in the chair.

BWF line judges from Australia now total 6. It was so encouraging to see so many applicants for the positions, that become vacant every two years.

The Future

2023–2024 is shaping up to be another big year for Court Officials. BATOC are looking forward to continuing the “umpire in Training “Courses at the carnival and are intending to add a Referee in Training Course at the Senior Nationals in May 2024.

BATOC are looking forward to the release of an Australian Tossing coin set at the 2023 ABO. One set will be given to all active Umpires, and sets will be available for officials to purchase, if they wish to take overseas as exchange gifts for international events.

BATOC is also working on an online basic umpire course aimed at Juniors.

I would personally like to thank all concerned for your support and commitment, as we all work together as a team, to the future development and opportunities of all Court Officials.



Badminton

Let's Play



Game 1

Court 2

Anthony Pinda

During the 2022/23 Financial Year, Badminton Australia's digital presence experienced strong levels of growth led by content primarily related to high-performance events such as the 2022 Commonwealth Games in Birmingham, YONEX Bendigo International, Australian Open, National Team and Individual Championship events, Sudirman Cup and other international tournaments.

A new strategy being utilised by Badminton Australia which acted as a catalyst to increase overall digital presence was the live streaming of National Championships events via YouTube and Facebook which was well-received by players and spectators, while simultaneously increasing event sponsorship viability.

In addition, programs offered by Badminton Australia such as Shuttle Smash, National Camps, development programs and partner content from Badminton Oceania and the BWF also played a key role in leading digital content growth.

Across Badminton Australia's social media channels there's been the following growth of overall engagement:

- 544,436 people reached on Facebook, an increase of 145.1%.
- More than 37,000 Facebook page visits, an increase of 19.7% and a 32.7% increase in overall page likes.
- Instagram reach is now at 16,952 up 19.3% and profile visits increased 124.8% to 18,355.
- Instagram growth was steady with 500 new followers.
- The Shuttler E-Newsletter was delivered to more than 14,000 Subscribers with an average open rate of 42.2%.
- Badminton Australia E-Coach Newsletter was delivered to 196 recipients with an average open rate of 64.8%.

Digital areas that I am excited to enhance include:

- Increase in the development of Badminton Australia created content such as coaching tips, interviews with Falcons and staff, and other social media material.
- Improved quality of live streaming service.
- Utilising our existing social media platforms and website to grow and engage more members from both the Australian and international badminton communities.
- Increase collaborations with sponsors, athletes, and other sporting codes to broaden user reach.

Never has the importance of digital presence been more crucial to the growth of sports organisations due to the ongoing increase of online communications. Badminton Australia intends to utilise its existing assets to ensure we are recognised as a socially responsible and digitally in touch organisation participating in the online community.


Let's Play!







Financials



**BADMINTON AUSTRALIA
LIMITED ABN 48 329 756 219**

FINANCIAL STATEMENTS

**FOR THE PERIOD ENDED
30 June 2023**

Badminton Australia Limited

48 329 756 219

Contents

For the Year Ended 30 June 2023

	Page
Financial Statements	
Directors' Report	1
Statement of Profit or Loss and Other Comprehensive Income	5
Statement of Financial Position	6
Statement of Changes in Equity	7
Statement of Cash Flows	8
Notes to the Financial Statements	9
Directors' Declaration	20

BADMINTON AUSTRALIA LTD
A.B.N. 48 329 756 219
DIRECTORS' REPORT

The directors present their report on the company for the financial year ended 30 June 2023.

Information on Directors

The names of each person who has been a director during the year and to the date of this report, unless specified are:

Andrew Greenway (President)
Geraldine Brown
Julie McDonald
Rayoni Nelson
Sophia Varelas (ceased 4th July 2023)
Adithi Biswas (appointed 3rd August 2023)
Paul Reining (appointed 3rd August 2023)
Kaitlin Mason (appointed 3rd August 2023)

Tjitte Weistra (CEO of BA) and Julie McDonald (Board Member of BA) are the Company Secretaries.

The qualifications, experience and responsibilities of each director are as follows:

Andrew Greenway	Director/President
Skills and expertise	Andrew was elected as President of BA on 4 th December 2018. He is Director of Department of Education and Training in Queensland. Andrew brings to the Board significant experience at management levels in the HR and payroll finance area as well as significant background experience in badminton at all levels. Andrew is a Level 2 coach and has coached and managed State senior and junior teams. Andrew has previously been a national selector and tournament director for international badminton events and is a national level referee. Andrew previously represented Queensland as a player.

Ms Geraldine Brown	Director
Skills and expertise	Geraldine has been on the BA Board since 1997 and was BA President from 2008 - 2018. She has been an Australian representative player, an administrator of the sport in Tasmania and Nationally, a coach (Level 3) and a Team Manager of various Australian Teams including the Olympic Badminton Team and Commonwealth Games Team. Geraldine currently holds the position of BWF Vice President - Oceania and was President for 10 years from 2012 to 2022.

BADMINTON AUSTRALIA LTD
A.B.N. 48 329 756 219
DIRECTORS' REPORT

Julie McDonald	Director
Skills and expertise	Julie was appointed as a member of the Board in February 2019. She currently works as a Chief Finance Officer. Julie has been involved in badminton for 50 years, including representing Australia for over 10 years. Julie's achievements have been multiple national singles, doubles and mixed champion, dual bronze medallist in Commonwealth Games in 1982 & 1986, and Silver Bowl singles and doubles champion. She is also involved in coaching locally and state level, mentoring, and been on various committees with Badminton Geelong and Badminton Victoria. Julie has a strong interest in junior development and is currently the chair of the Finance and Risk Committee.

Sophia Varelas	Director
Skills and expertise	Sophia is a Partner of PwC. She is a practicing legal practitioner in taxation and dispute resolution. She has over 20 years of legal and commercial experience. Sophia currently sits on the Football Federation Victoria (FFV) Disciplinary Tribunal and Appeals Board and has a strong passion for all things sport. Sophia brings legal expertise along with governance and broad commercial experience, having worked with private, public, government, charities and not for profit organisations.

Rayoni Nelson	Director
Skills and expertise	Rayoni was appointed to the board in September 2021. Rayoni has over 20 years' experience working across government, sport, health and transport sectors. Her career has included management roles, including in sport, road safety and communications. Rayoni is currently the Head of Program Strategy and Research in the Office for Women in Sport and Recreation, and a board member of both VicSport and the Victorian Health Promotion Foundation. Rayoni represented Australia in badminton at the 2000 Olympic Games and 1998 Commonwealth Games as well as representing South Australia at many national championships. Rayoni is currently the chair of the Governance Committee.

BADMINTON AUSTRALIA LTD
A.B.N. 48 329 756 219
DIRECTORS' REPORT

Meeting of Directors

The number of meetings of the board of directors held during the year ended 30 June 2023, and the numbers of meeting attended by each director were:

Board Member	Meetings Attended	Meetings Eligible to Attend
Andrew Greenway	4	4
Geraldine Brown	4	4
Julie McDonald	4	4
Sophia Varelas	2	4
Rayoni Nelson	4	4

Operating Results

The profit/(loss) of the company for the financial year amounted to \$183,513.

Significant Changes in the State of Affairs

There were no significant changes in the State of Affairs for the 2022/23 financial year.

Badminton Australia's positive cash equity position at the end of the 2023 year is a continued important step for Badminton Australia's short and long term financial stability.

Principal Activities

The principal activities of the company during the financial year were to provide widespread participation opportunities to increase the popularity of Badminton in Australia, conduct major international Badminton events and operate junior development and high performance programs.

No significant changes in the nature of the company's activities occurred during the financial year.

Events After the Reporting Date

There are no matters or circumstances arisen since the end of the financial year which significantly affect or may affect the operations, or the state of affairs of the company in future financial years.

Environmental Issues

The company's operations are not regulated by any significant environmental regulations under a law of the Commonwealth or of a state or territory of Australia.

BADMINTON AUSTRALIA LTD
A.B.N. 48 329 756 219
DIRECTORS' REPORT

Indemnification and Insurance of Officers and Auditors

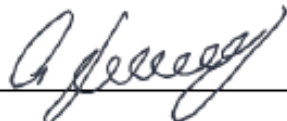
During the financial year, the directors and officers of the company were covered and indemnified under the Badminton Australia Insurance Program, against any liability arising in their capacity as directors and officers of the company. The company has not, during or since the end of the financial year, indemnified or agreed to indemnify the auditor of the company against any liability incurred by the auditor.

Auditors' Independence Declaration

The lead auditors' independence declaration in accordance with section 307C of the Corporations Act 2001, for the year ended 30 June 2023 has been received and is attached.

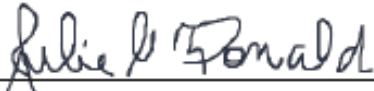
Signed in accordance with a resolution of the Board of Directors:

Director:



Andrew Greenway

Director:



Julie McDonald

Dated this day of *26th October 2023*

Badminton Australia Limited

48 329 756 219

**Statement of Profit or Loss and Other Comprehensive Income
For the Year Ended 30 June 2023**

	Note	2023 \$	2022 \$
Product sales income		116,903	130,437
Interest income		27,647	437
Rental income		13,145	14,432
Other income		619,562	82,018
Membership fees		153,110	129,997
Grant income		1,811,168	1,110,650
Event income		269,424	23,784
Total revenue and other income		3,010,959	1,491,755
Raw materials and consumables used		(63,863)	(71,639)
Administration expenses		(159,689)	(161,505)
Player support		(721,993)	(126,241)
Depreciation expenses		(35,019)	(19,236)
Board expenses		(6,888)	-
Travel and accommodation		(129,914)	(55,020)
Grants funding expenses		(81,305)	(54,758)
Contractor payments		(75,735)	(147,161)
Utilities		(4,635)	(6,622)
Insurance		(12,121)	(4,957)
Rental expenses		(8,364)	(4,469)
Camp expenses		(21,648)	(61,025)
Event cost		(611,693)	(42,345)
Employee benefit expense		(779,649)	(648,841)
Other expenses		(114,930)	(18,356)
Total expenditure		(2,827,446)	(1,422,175)
Profit before income tax		183,513	69,580
Income tax expense		-	-
Profit for the year		183,513	69,580

The accompanying notes form part of these financial statements.

Badminton Australia Limited

48 329 756 219

**Statement of Financial Position
As At 30 June 2023**

	Note	2023 \$	2022 \$
ASSETS			
CURRENT ASSETS			
Cash and cash equivalents	4	894,513	1,492,698
Trade and other receivables	5	166,977	112,989
Inventories		40,525	1,190
TOTAL CURRENT ASSETS		1,102,015	1,606,877
NON-CURRENT ASSETS			
Property, plant and equipment	6	103,314	20,715
Investment properties	7	250,000	275,000
Right-of-use assets	8	34,401	51,602
TOTAL NON-CURRENT ASSETS		387,715	347,317
TOTAL ASSETS		1,489,730	1,954,194
LIABILITIES			
CURRENT LIABILITIES			
Trade and other payables	9	90,292	128,649
Lease liabilities	8	19,549	18,592
Employee benefits	11	31,154	37,379
Other financial liabilities	10	561,183	1,071,862
TOTAL CURRENT LIABILITIES		702,178	1,256,482
NON-CURRENT LIABILITIES			
Borrowings		-	62,161
Lease liabilities	8	20,556	40,105
Employee benefits	11	3,206	6,855
TOTAL NON-CURRENT LIABILITIES		23,762	109,121
TOTAL LIABILITIES		725,940	1,365,603
NET ASSETS		763,790	588,591
EQUITY			
Reserves		172,020	172,020
Retained earnings		591,770	416,571
TOTAL EQUITY		763,790	588,591

The accompanying notes form part of these financial statements.

Badminton Australia Limited

48 329 756 219

Statement of Changes in Equity For the Year Ended 30 June 2023

2023

	Retained Earnings	Asset Revaluation Surplus	Total
	\$	\$	\$
Balance at 1 July 2022	416,571	172,020	588,591
Profit attributable to members of the parent entity	183,513	-	183,513
Unrealised gains/(losses) on foreign currency exchange	(8,314)	-	(8,314)
Balance at 30 June 2023	591,770	172,020	763,790

2022

	Retained Earnings	Asset Revaluation Surplus	Total
	\$	\$	\$
Balance at 1 July 2021	332,320	187,020	519,340
Profit attributable to members of the parent entity	69,580	-	69,580
Unrealised gains/(losses) on foreign currency exchange	(329)	-	(329)
Transfer to asset revaluation reserve	15,000	(15,000)	-
Balance at 30 June 2022	416,571	172,020	588,591

The accompanying notes form part of these financial statements.

Badminton Australia Limited

48 329 756 219

Statement of Cash Flows For the Year Ended 30 June 2023

	2023	2022
Note	\$	\$
CASH FLOWS FROM OPERATING ACTIVITIES:		
Receipts from operations	2,418,645	1,337,262
Payments to suppliers and employees	(2,879,993)	(1,452,459)
Interest received	27,647	437
Net cash provided by/(used in) operating activities	17 <u>(433,701)</u>	<u>(114,760)</u>
CASH FLOWS FROM INVESTING ACTIVITIES:		
Payments for property, plant & equipment	<u>(75,418)</u>	<u>(17,525)</u>
Net cash provided by/(used in) investing activities	<u>(75,418)</u>	<u>(17,525)</u>
CASH FLOWS FROM FINANCING ACTIVITIES:		
Repayment of borrowings	(70,474)	(23,631)
Payment of finance lease liabilities	<u>(18,592)</u>	<u>(17,682)</u>
Net cash provided by/(used in) financing activities	<u>(89,066)</u>	<u>(41,313)</u>
Net increase/(decrease) in cash and cash equivalents held	(598,185)	(173,598)
Cash and cash equivalents at beginning of year	<u>1,492,698</u>	<u>1,666,296</u>
Cash and cash equivalents at end of financial year	4 <u>894,513</u>	<u>1,492,698</u>

The accompanying notes form part of these financial statements.

Notes to the Financial Statements

For the Year Ended 30 June 2023

The financial report covers Badminton Australia Limited as an individual entity. Badminton Australia Limited is a not-for-profit Company limited by guarantee, incorporated and domiciled in Australia.

The principal activities of the Company for the year ended 30 June 2023 were to provide widespread participation opportunities to increase the popularity of Badminton in Australia, conduct major international Badminton events and operate junior development and high performance programs.

The functional and presentation currency of Badminton Australia Limited is Australian dollars.

The financial report was authorised for issue by the Directors on .

Comparatives are consistent with prior years, unless otherwise stated.

1 Basis of Preparation

The financial statements are general purpose financial statements that have been prepared in accordance with the Australian Accounting Standards - Simplified Disclosures and the *Corporations Act 2001*.

The financial statements have been prepared on an accruals basis and are based on historical costs modified, where applicable, by the measurement at fair value of selected non-current assets, financial assets and financial liabilities.

Significant accounting policies adopted in the preparation of these financial statements are presented below and are consistent with prior reporting periods unless otherwise stated.

2 Summary of Significant Accounting Policies

(a) Revenue and other income

Revenue from contracts with customers

The core principle of AASB 15 is that revenue is recognised on a basis that reflects the transfer of promised goods or services to customers at an amount that reflects the consideration the Company expects to receive in exchange for those goods or services.

Generally the timing of the payment for sale of goods and rendering of services corresponds closely to the timing of satisfaction of the performance obligations, however where there is a difference, it will result in the recognition of a receivable, contract asset or contract liability.

None of the revenue streams of the Company have any significant financing terms as there is less than 12 months between receipt of funds and satisfaction of performance obligations.

The revenue recognition policies for the principal revenue streams of the Company are:

Rendering of services

Revenue in relation of services is recognised when the outcome of the service can be measured reliably. If this is the case then the stage of completion of the services is used to determine the appropriate level of revenue to be recognised in the period. If the outcome cannot be reliably measured then revenue is recognised to the extent of expenses recognised that are recoverable.

Notes to the Financial Statements For the Year Ended 30 June 2023

2 Summary of Significant Accounting Policies

(a) Revenue and other income

Interest income

Interest income is recognised when received.

Grant revenue

Government grants are recognised at fair value where there is reasonable assurance that the grant will be received and all grant conditions will be met. Grants relating to expense items are recognised as income over the periods necessary to match the grant to the costs they are compensating. Grants relating to assets are credited to deferred income at fair value and are credited to income over the expected useful life of the asset on a straight-line basis.

Other income

Other income is recognised on an accruals basis when the Company is entitled to it.

(b) Income Tax

The Company is exempt from income tax under Division 50 of the *Income Tax Assessment Act 1997*.

(c) Goods and services tax (GST)

Revenue, expenses and assets are recognised net of the amount of goods and services tax (GST), except where the amount of GST incurred is not recoverable from the Australian Taxation Office (ATO).

Receivables and payable are stated inclusive of GST.

Cash flows in the statement of cash flows are included on a gross basis and the GST component of cash flows arising from investing and financing activities which is recoverable from, or payable to, the taxation authority is classified as operating cash flows.

(d) Property, plant and equipment

Each class of property, plant and equipment is carried at cost or fair value less, where applicable, any accumulated depreciation and impairment.

Property

Land & Building are shown at fair value less subsequent depreciation and impairment losses. Independent valuation of the 'fair-value' asset classes is carried out on a 5-year rotating basis. In between these periods additions to property assets are recorded at cost. Upon the next independent valuation, such assets are transferred to their applicable asset classes at their assessed fair value.

Notes to the Financial Statements

For the Year Ended 30 June 2023

2 Summary of Significant Accounting Policies

(d) Property, plant and equipment

Property

Where the assets are revalued, the revaluation increments are credited directly to the asset revaluation reserve except to the extent that an increment reverses a prior-year decrement for that class of asset that has been recognised as an expense in which case the increment is recognised as revenue up to the amount of the expense. Revaluation decrements are recognised as an expense except where prior increments are included in the asset revaluation reserve for that class of asset in which case the decrement is taken to the reserve to the extent of the remaining increments. Within the same class of assets, revaluation increments and decrements within the year are offset.

Plant and equipment

Plant and equipment are measured using the cost model.

Depreciation

The depreciable amount of all fixed assets, including buildings but excluding freehold land, is depreciated on a straight-line basis over the asset's useful life to the entity commencing from the time the asset is available for use.

The depreciation rates used for each class of depreciable asset are shown below:

Buildings	2.5%
Plant & Equipment	15-40%

At the end of each annual reporting period, the depreciation method, useful life and residual value of each asset is reviewed. Any revisions are accounted for prospectively as a change in estimate.

(e) Investment property

Investment properties include those properties held for long term rental/revenue yields. Investment properties are carried at fair value, determined periodically by independent licenced valuers on the highest and best use basis. Changes in fair value are recognised in the statement of comprehensive income.

(f) Financial instruments

Financial instruments are recognised initially on the date that the Company becomes party to the contractual provisions of the instrument.

On initial recognition, all financial instruments are measured at fair value plus transaction costs (except for instruments measured at fair value through profit or loss where transaction costs are expensed as incurred).

Financial assets

All recognised financial assets are subsequently measured in their entirety at either amortised cost or fair value, depending on the classification of the financial assets.

Notes to the Financial Statements

For the Year Ended 30 June 2023

2 Summary of Significant Accounting Policies

(f) Financial instruments

Financial assets

Classification

On initial recognition, the Company classifies its financial assets into the following categories, those measured at:

- amortised cost

Financial assets are not reclassified subsequent to their initial recognition unless the Company changes its business model for managing financial assets.

Amortised cost

The Company's financial assets measured at amortised cost comprise trade and other receivables and cash and cash equivalents in the statement of financial position.

Subsequent to initial recognition, these assets are carried at amortised cost using the effective interest rate method less provision for impairment.

Interest income, foreign exchange gains or losses and impairment are recognised in profit or loss. Gain or loss on derecognition is recognised in profit or loss.

Impairment of financial assets

Impairment of financial assets is recognised on an expected credit loss (ECL) basis for the following assets:

- financial assets measured at amortised cost

When determining whether the credit risk of a financial asset has increased significantly since initial recognition and when estimating ECL, the Company considers reasonable and supportable information that is relevant and available without undue cost or effort. This includes both quantitative and qualitative information and analysis based on the Company's historical experience and informed credit assessment and including forward looking information.

The Company uses the presumption that an asset which is more than 30 days past due has seen a significant increase in credit risk.

The Company uses the presumption that a financial asset is in default when:

- the other party is unlikely to pay its credit obligations to the Company in full, without recourse to the Company to actions such as realising security (if any is held); or
- the financial assets is more than 90 days past due.

Notes to the Financial Statements

For the Year Ended 30 June 2023

2 Summary of Significant Accounting Policies

(f) Financial instruments

Financial assets

Credit losses are measured as the present value of the difference between the cash flows due to the Company in accordance with the contract and the cash flows expected to be received. This is applied using a probability weighted approach.

Trade receivables

Impairment of trade receivables have been determined using the simplified approach in AASB 9 which uses an estimation of lifetime expected credit losses. The Company has determined the probability of non-payment of the receivable and multiplied this by the amount of the expected loss arising from default.

The amount of the impairment is recorded in a separate allowance account with the loss being recognised in finance expense. Once the receivable is determined to be uncollectable then the gross carrying amount is written off against the associated allowance.

Where the Company renegotiates the terms of trade receivables due from certain customers, the new expected cash flows are discounted at the original effective interest rate and any resulting difference to the carrying value is recognised in profit or loss.

Other financial assets measured at amortised cost

Impairment of other financial assets measured at amortised cost are determined using the expected credit loss model in AASB 9. On initial recognition of the asset, an estimate of the expected credit losses for the next 12 months is recognised. Where the asset has experienced significant increase in credit risk then the lifetime losses are estimated and recognised.

Financial liabilities

The Company measures all financial liabilities initially at fair value less transaction costs, subsequently financial liabilities are measured at amortised cost using the effective interest rate method.

The financial liabilities of the Company comprise trade payables and lease liabilities.

(g) Cash and cash equivalents

Cash and cash equivalents comprises cash on hand, demand deposits and short-term investments which are readily convertible to known amounts of cash and which are subject to an insignificant risk of change in value.

(h) Leases

At inception of a contract, the Company assesses whether a lease exists.

At the lease commencement, the Company recognises a right-of-use asset and associated lease liability for the lease term. The lease term includes extension periods where the Company believes it is reasonably certain that the option will be exercised.

Notes to the Financial Statements For the Year Ended 30 June 2023

2 Summary of Significant Accounting Policies

(h) Leases

The right-of-use asset is measured using the cost model where cost on initial recognition comprises of the lease liability, initial direct costs, prepaid lease payments, estimated cost of removal and restoration less any lease incentives received.

The right-of-use asset is depreciated over the lease term on a straight line basis and assessed for impairment in accordance with the impairment of assets accounting policy.

The lease liability is initially measured at the present value of the remaining lease payments at the commencement of the lease. The discount rate is the rate implicit in the lease, however where this cannot be readily determined then the Company's incremental borrowing rate is used.

Subsequent to initial recognition, the lease liability is measured at amortised cost using the effective interest rate method. The lease liability is remeasured whether there is a lease modification, change in estimate of the lease term or index upon which the lease payments are based (e.g. CPI) or a change in the Company's assessment of lease term.

Where the lease liability is remeasured, the right-of-use asset is adjusted to reflect the remeasurement or is recorded in profit or loss if the carrying amount of the right-of-use asset has been reduced to zero.

Exceptions to lease accounting

The Company has elected to apply the exceptions to lease accounting for both short-term leases (i.e. leases with a term of less than or equal to 12 months) and leases of low-value assets. The Company recognises the payments associated with these leases as an expense on a straight-line basis over the lease term.

(i) Employee benefits

Provision is made for the Company's liability for employee benefits, those benefits that are expected to be wholly settled within one year have been measured at the amounts expected to be paid when the liability is settled.

Employee benefits expected to be settled more than one year after the end of the reporting period have been measured at the present value of the estimated future cash outflows to be made for those benefits. In determining the liability, consideration is given to employee wage increases and the probability that the employee may satisfy vesting requirements. Cashflows are discounted using market yields on high quality corporate bond rates incorporating bonds rated AAA or AA by credit agencies, with terms to maturity that match the expected timing of cashflows. Changes in the measurement of the liability are recognised in profit or loss.

3 Critical Accounting Estimates and Judgments

The directors make estimates and judgments during the preparation of these financial statements regarding assumptions about current and future events affecting transactions and balances.

These estimates and judgments are based on the best information available at the time of preparing the financial statements, however as additional information is known then the actual results may differ from the estimates.

**Notes to the Financial Statements
For the Year Ended 30 June 2023**

3 Critical Accounting Estimates and Judgments

The significant estimates and judgments made have been described below.

Key estimates - impairment of property, plant and equipment

The property was independently valued at 30 June 2023 by Gunn & Co Estate agents. The valuation was based on the fair value less cost of disposal. The critical assumptions adopted in determining the valuation included the location of the property, the current demand for land & building in the area and recent sales data for similar property. The valuation resulted in a net revaluation decrement of \$25,000 being recognised for the year ended 30 June 2023.

Key estimates - employee benefits

Employee benefits are measured at the net present value of future cash flows utilising expectations of future wage increases, discounted by publicly available discount rates. Where the company has an employee benefit where it does not have an unconditional right to defer, this is classified as a current liability.

4 Cash and Cash Equivalents

	2023	2022
	\$	\$
Cash at bank and in hand	894,513	1,492,698
Total cash and cash equivalents	<u>894,513</u>	<u>1,492,698</u>

5 Trade and Other Receivables

CURRENT

Prepayments	48,805	99,295
Other receivables	118,172	13,694
Total current trade and other receivables	<u>166,977</u>	<u>112,989</u>

6 Property, plant and equipment

PLANT AND EQUIPMENT

Furniture, fixtures and fittings

At cost	123,472	23,055
Accumulated depreciation	(20,158)	(2,340)
Total furniture, fixtures and fittings	<u>103,314</u>	<u>20,715</u>

**Notes to the Financial Statements
For the Year Ended 30 June 2023**

6 Property, plant and equipment

(a) Movements in Carrying Amounts

Movement in the carrying amounts for each class of property, plant and equipment between the beginning and the end of the current financial year:

	Furniture, Fixtures and Fittings \$	Total \$
Year ended 30 June 2023		
Balance at the beginning of year	20,715	20,715
Additions	100,417	100,417
Depreciation expense	(17,818)	(17,818)
Balance at the end of the year	103,314	103,314

7 Investment Properties

At fair value

Investment Property

	2023 \$	2022 \$
Balance at beginning of the year	275,000	275,000
Decrease in fair value	(25,000)	-
Balance at end of year	250,000	275,000

Investment property refers to building held by the entity but leased out to earn rentals. Any gain or loss from the re-measurement of the building shall be recognised in profit or loss.

8 Leases

Company as a lessee

Lease recorded on the balance sheet relates to property leased by the company as location for Badminton Australia operations. The initial lease period per the contract is from 01 July 2020 to 30 June 2023. Options exist to extend the existing lease for a period of 2 years. Current lease terms used in the lease accounting estimates are based on the company's best assessment of the current expected period of use of the site.

Right-of-use assets

	Buildings \$	Total \$
Year ended 30 June 2023		
Balance at beginning of year	51,602	51,602
Depreciation charge	(17,201)	(17,201)
Balance at end of year	34,401	34,401

Notes to the Financial Statements

For the Year Ended 30 June 2023

8 Leases

Lease liabilities

The maturity analysis of lease liabilities based on contractual undiscounted cash flows is shown in the table below:

	< 1 year	1 - 5 years	> 5 years	Total undiscounted lease liabilities	Lease liabilities included in this Statement Of Financial Position
	\$	\$	\$	\$	\$
2023					
Lease liabilities	19,549	20,556	-	40,105	40,105
2022					
Lease liabilities	18,592	40,105	-	58,697	58,697

9 Trade and other payables

	2023	2022
	\$	\$
CURRENT		
Trade creditors	18,554	30,879
Accrued expenses	33,232	40,046
ATO clearing	30,728	41,988
Other payables	7,778	15,736
Total trade and other payables	<u>90,292</u>	<u>128,649</u>

Trade and other payables are unsecured, non-interest bearing and are normally settled within 30 days. The carrying value of trade and other payables is considered a reasonable approximation of fair value due to the short-term nature of the balances.

10 Grant received in advance

CURRENT		
Amounts received in advance	561,183	1,071,862
Total grants received in advance	<u>561,183</u>	<u>1,071,862</u>

Deferred income represents advance payments received for high performance and core participation from the Australian Sports Commission.

Notes to the Financial Statements
For the Year Ended 30 June 2023

11 Employee Benefits

	2023	2022
	\$	\$
CURRENT LIABILITIES		
Annual leave	31,154	37,379
Total current employee benefits	<u>31,154</u>	<u>37,379</u>
NON-CURRENT LIABILITIES		
Long service leave	3,206	6,855
Total non-current employee benefits	<u>3,206</u>	<u>6,855</u>

12 Financial Risk Management

Financial assets		
Cash and cash equivalents	894,513	1,492,698
Trade and other receivables	166,977	112,989
Total financial assets	<u>1,061,490</u>	<u>1,605,687</u>
Financial liabilities		
Financial liabilities measured at amortised cost	90,292	190,810
Total financial liabilities	<u>90,292</u>	<u>190,810</u>

13 Members' Guarantee

The Company is incorporated under the *Corporations Act 2001* and is a Company limited by guarantee. If the Company is wound up, the constitution states that each member is required to contribute a maximum of \$ 1 each towards meeting any outstanding obligations of the Company. At 30 June 2023 the number of members was 8 (2022: 8).

14 Key Management Personnel Disclosures

The remuneration paid to key management personnel of the Company is \$ 319,927 (2022: \$ 457,879).

15 Auditors' Remuneration

Remuneration of the auditor Davidsons, for:		
- auditing or reviewing the financial statements	7,300	6,500
- other services	350	350
Total	<u>7,650</u>	<u>6,850</u>

16 Contingencies

In the opinion of the Directors, the Company did not have any contingencies at 30 June 2023 (30 June 2022:None).

**Notes to the Financial Statements
For the Year Ended 30 June 2023****17 Cash Flow Information****(a) Reconciliation of result for the year to cashflows from operating activities**

Reconciliation of net income to net cash provided by operating activities:

	2023	2022
	\$	\$
Profit for the year	183,513	69,580
Non-cash flows in profit:		
- amortisation	17,201	17,201
- depreciation	17,818	2,035
Changes in assets and liabilities:		
- (increase)/decrease in trade and other receivables	(53,988)	(19,211)
- (increase)/decrease in inventories	(39,335)	5,617
- increase/(decrease) in income in advance	(510,679)	(193,444)
- increase/(decrease) in trade and other payables	(38,357)	(9,861)
- increase/(decrease) in employee benefits	(9,874)	13,323
Cashflows from operations	<u>(433,701)</u>	<u>(114,760)</u>

18 Events after the end of the Reporting Period

The financial report was authorised for issue on _____ by the Board of Directors.

No matters or circumstances have arisen since the end of the financial year which significantly affected or may significantly affect the operations of the Company, the results of those operations or the state of affairs of the Company in future financial years.

19 Statutory Information

The registered office and principal place of business of the company is:

Badminton Australia Limited
Level 2, Sports House
375 Albert Road
ALBERT PARK VIC 3206

Badminton Australia Limited

48 329 756 219


Directors' Declaration

The directors of the Company declare that:

1. The financial statements and notes, as set out on pages 5 to 19, are in accordance with the *Corporations Act 2001* and:
 - a. comply with Australian Accounting Standards - Simplified Disclosure Standard; and
 - b. give a true and fair view of the financial position as at 30 June 2023 and of the performance for the year ended on that date of the Company.
2. In the directors' opinion, there are reasonable grounds to believe that the Company will be able to pay its debts as and when they become due and payable.

This declaration is made in accordance with a resolution of the Board of Directors.

Director 

Director 

Dated 26 October 2023

**AUDITORS INDEPENDENCE DECLARATION
TO THE MEMBERS OF BADMINTON AUSTRALIA LIMITED**

As auditor for Badminton Australia Limited for the year ended 30 June 2023, I declare that, to the best of my knowledge and belief, there have been:

- a) No contraventions of the auditor independence requirements of the Corporations Act 2001 in relation to the audit; and
- b) No contraventions of any applicable code of professional conduct in relation to the audit.

This declaration is in respect of Badminton Australia Limited.



Stephen Kirtley
Director

Dated this 26th day of October, 2023

*Davidsons Assurance Services Pty Ltd
101 West Fyans Street
Geelong, Victoria 3220*

/ GEELONG

101 West Fyans Street
PO Box 386
Geelong VIC 3220
PHONE 03 5221 6399

/ TORQUAY

6 Walker Street
PO Box 125
Torquay VIC 3228
PHONE 03 5261 2029

/ DIRECTORS

Stephen Wight CA
Stephen Kirtley CA

Davidsons Assurance Services Pty Ltd
ACN 123 098 602 / ABN 77 123 098 602

info@davidsons.com.au

davidsons.com.au

INDEPENDENT AUDITOR'S REPORT**TO THE MEMBERS OF BADMINTON AUSTRALIA LIMITED****Opinion**

We have audited the financial report of Badminton Australia Limited, which comprises the statement of financial position as at 30 June 2023, the statement of comprehensive income, statement of changes in equity and statement of cash flows for the year then ended, and notes to the financial statements, including a summary of significant accounting policies, and the declaration by the directors.

In our opinion, the accompanying financial report of the company is prepared, in all material respects, in accordance with the Corporations Act 2001, including:

- (i) Giving a true and fair view of the company's financial position as at 30 June 2023 and of its performance for the year then ended; and
- (ii) Complying with Australian Accounting Standards – AASB 1060: *General Purpose Financial Statements – Simplified Disclosures for For-Profit and Non-for-Profit Tier 2 Entities and the Corporations Regulations 2001*.

Basis for Opinion

We conducted our audit in accordance with Australian Auditing Standards. Our responsibilities under those standards are further described in the *Auditor's Responsibilities for the Audit of the Financial Report* section of our report. We are independent of the Company in accordance with the ethical requirements of the Accounting Professional and Ethical Standards Board's APES 110 *Code of Ethics for Professional Accountants* (the Code) that are relevant to our audit of the financial report in Australia. We have also fulfilled our other responsibilities in accordance with the Code. We believe that the audit evidence we have obtained is sufficient and appropriate to provide a basis for our opinion.

Responsibilities of Management and Those Charged with Governance for the Financial Report

Management is responsible for the preparation of the financial report in accordance with the Corporations Act 2001, and for such internal control as management determines is necessary to enable the preparation of the financial report that is free from material misstatement, whether due to fraud or error.

In preparing the financial report, management is responsible for assessing the company's ability to continue as a going concern, disclosing, as applicable, matters related to going concern and using the going concern basis of accounting unless management either intends to liquidate the Company or to cease operations, or has no realistic alternative but to do so.

Those charged with governance are responsible for overseeing the company's financial reporting process.

/ GEELONG

101 West Fyans Street
PO Box 386
Geelong VIC 3220
PHONE 03 5221 6399

/ TORQUAY

6 Walker Street
PO Box 125
Torquay VIC 3228
PHONE 03 5261 2029

/ DIRECTORS

Stephen Wight CA
Stephen Kirtley CA

Davidsons Assurance Services Pty Ltd
ACN 123 088 662 / ABN 77 123 088 662

info@davidsons.com.au

davidsons.com.au



Auditor's Responsibilities for the Audit of the Financial Report

Our objectives are to obtain reasonable assurance about whether the financial report as a whole is free from material misstatement, whether due to fraud or error, and to issue an auditor's report that includes our opinion. Reasonable assurance is a high level of assurance, but is not a guarantee that an audit conducted in accordance with Australian Auditing Standards will always detect a material misstatement when it exists. Misstatements can arise from fraud or error and are considered material if, individually or in the aggregate, they could reasonably be expected to influence the economic decisions of users taken on the basis of the financial report.

A further description of our responsibilities for the audit of the financial report is located at the Auditing and Assurance Standards Board website at: <http://www.auasb.gov.au/Home.aspx>. This description forms part of our auditor's report.

Stephen Kirtley
Director

Dated this 26th day of October, 2023

Davidsons Assurance Services Pty Ltd
101 West Fyans Street
Geelong, Victoria 3220

Our Sponsors & Partners



Badminton Australia

Level 2, Sports House 375 Albert Road
Albert Park VIC 3016
T: +61 3 83195717

www.badminton.org.au